



SINDH RURAL SUPPORT ORGANIZATION



Monthly Progress Report As of October 2012

Union Council Based Poverty Reduction Program

Funded By

Government of Sindh

**Implemented By
Sindh Rural Support Organization**

Districts Shikarpur, Kashmore and Jacobabad

Table of Contents	Page No
1. Executive Summary	3
2. District Wise Achievements	5
3. Social Mobilization	8
4. Community Organization.....	9
5. Village Organization	9
6. CO Level Trainings	10
7. VO Level Trainings	11
8. Local Support Organization.....	12
9. LSO Level Trainings	13
10. Income Generating Grant.....	14
11. Community Investment Fund	15
12. Vocational Training Program	16
13. Low Cost Housing	17
14. Micro Health Insurance.....	18
15. Enterprise	19
16. Livestock	28
17. Education Component of UCBPRP.....	29
18. Education through Cluster Schools.....	33
19. Visit at LSO Sindh Sujaag.....	35
20. District Jacobabad Work Plan	37

1. Executive Summary

The Union Council Based Poverty Reduction Program (UCBPRP) is a revolutionary program of the Government of Sindh meant to reducing the poverty by tapping into the potential of the people. It is being implemented by Sindh Rural Support Organization (SRSO) and was initiated on February 1, 2009 in two districts Shikarpur and Kashmore. After observing the significant achievements as well as performance in both districts, the Government of Sindh expanded the program in Jacobabad district in June, 2010. The UCBPRP endeavors at improving the quality of life of the rural communities, especially the poorest of the poor, through the conceptual package of social mobilization.

This involves organizing rural communities into “organizations of the poor” at the community, village and union council level. In order to accomplish this, SRSO conducted “Poverty Score Card” exercise in 116 union councils in Shikarpur, Kashmore and Jacobabad to help identify the poor and the poorest.

Social Mobilization: As far as the social mobilization is concerned it has been remained constant because the targets of social mobilization had already been achieved therefore As of Sep, 2012 a total of 267,544 households had been organized into 15,630 community organizations, clustered into 5,294 village organization and federated into 65 Local Support Organizations in three districts i.e. Shikarpur, Kashmore and Jacobabad. After three years the Community/Village Organizations has been developing their governance systems as they undertake more and more development activities. Their institutional maturity and their ability to influence government and other stakeholders have been built over time. The RSP experience has shown that a mosaic of civil society organizations has developed where mobilization has taken place. The clustering of Community Organizations leads to the formation of Village Organizations. The clustering of Village Organizations leads to the formation of cluster-level Local Support Organizations (LSOs) which represent the second generation social mobilization.

CO/VO/LSO Trainings: Capacity building of Community/Village Organizations has always been considered very difficult task therefore entire focus remained on the quality of these trainings the as gross root level organizations may prepare their plans for the reduction of poverty. As part of human resource development of these three tiers has imparted the trainings for the capacity building of the office bearers of the Cos, VOs and LSOs; the CO is the ideal grass-roots organization for identifying potential recipients for various household level interventions under each PSC band. It is very much essential that the capacity building of office bearers of the COs is carried out to make them fully functional because unless this is not done an effective mechanism for delivery and monitoring of services. Therefore as of Oct, 2012 a total of 54,223 CO, 36,386 VO and 600 LSO members trained in management and CIF record keeping trainings. While during the month of October 2012, 128 pax trained in VO levels trainings in district Jacobabad.

Vocational Training Program: The UCBPRP also includes a component whereby youth from extremely poor and chronically poor households will be identified and provided scholarships for receiving vocational skills training. As of October, 2012 total 31,002 participants had been trained in different trades.

Income Generating Grant: The lower band i.e. the poorest of the poor (PSC Band 0-11) including widows and people live with chronic disabilities. The basic objective of IGG is to provide grants for purchasing of Livestock, Agriculture. It ensures proper and productive use of grants and lots of IGG beneficiaries are able to take CIF, which shows that they are out of the box of the poorest of the poor in 0-11 band and will graduate to the next level. As of Oct, 2012 Income Generating Grant has been given to 7,455 members.

Community Investment Fund: The most appropriate intervention is setting up of a village based revolving fund at the community level called "Community Investment Fund" (CIF). The CIF is managed by an organized community and provides interest free loans for 0-18 households. As of Oct, 2012 a total of 87,551 beneficiaries have been benefited from CIF.

Community Physical Infrastructure: VOs are to be given scheme of Community Physical Infrastructure (CPI), which may include sanitation and drinking water supply as a grant. Shelter support is being provided in terms of Low Cost Houses to the extremely poor households who live in thatched huts and require shelter. As of Oct, 2012 a total of 801 drinking water supply schemes have been completed.

Low Cost Housing: Shelter support is being provided in terms of Low Cost Houses to the extremely poor households who in thatched huts and require shelter. As of Oct, 2012 a total of 5,572 Low Cost Houses have been completed.

Micro Health Insurance: The Micro Health Insurance policy has been completed in June 2012, as agreement became closed with Adamjee, now it is up the VOs and LSOs whether they are willing to continue the insurance with Adamjee, for that they would have require to pay in order to continue this policy on their own basis in all three districts i.e. Shikarpur, Kashmore, and Jacobabad. The report covers the progress as of June 2012.

Village Rehabilitation Project: After the flood the pilot activity for UCBPRP was temporarily suspended until the flood subsided. Since the flood changed the overall scenario, GoS extended its support to flood affected people in relief and rehabilitation while providing shelter for them on priority basis. As of Oct, 2012 work has been initiated over 7,003 houses and all houses had been completed in three districts.

Enterprise (Craft & Outlet): Enterprise is a revolutionary initiative that has been added to UCBPRP in order to link the poor women of far-flung areas where market access almost impossible, as they can explore the maximum benefit of their traditionally made products with pride and easy access, and reasonable rates to their potential products. In the pursuance of that, the Sartiyun Sang Market is initial step to get that all at a maximum broader level like nationwide. As of October 2012 various commodities have been sale out at Amount 2,496,000 which is purely made by poor women of far-flung areas of Districts Shikarpur, Kashmore, Jacobabad and Khairpur.

Livestock Initiative: Livestock is such kind of initiative under enterprise in UCBPRP that ensures the maximum utilization of potential of poor women in the sector of livestock. It enables the poor women to have an opportunity to create asset at their door step and becomes empower to have something within the family at household level by using the traditional way of animal rearing. As of October 2012 a total 2,029 Calves have been distributed among the poor women of districts Shikarpur and Khairpur through their own institutions, LSOs.

2. District Wise Achievement as of October, 2012 (District Shikarpur, Kashmore & Jacobabad)

S. No	Activity	District	Revised Project Targets	As of October, 2012		
				Targets as of Oct, 12	Achieved as of Oct, 12	%
1	Poverty Score Card	Shikarpur	50	50	50	100
		Kashmore	37	37	37	100
		Jacobabad	29	29	29	100
	Sub-Total		116	116	116	100
2	Households Organized	Shikarpur	102,306	102,306	102,306	100
		Kashmore	80,345	80,345	80,345	100
		Jacobabad	73,830	73,830	84,893	100
	Sub-Total		256,481	256,481	267,544	100
3	CO Formation	Shikarpur	5,846	5,846	5,846	100
		Kashmore	4,710	4,710	4,710	100
		Jacobabad	4,922	4,922	5,074	100
	Sub-Total		15,478	15,478	15,630	100
4	CO members trained in management skills	Shikarpur	12,678	12,678	12,678	100
		Kashmore	9,382	9,382	9,382	100
		Jacobabad	4,922	4,922	5,130	100
	Sub-Total		26,982	26,982	27,190	100
5	CO members trained in CIF Need identification	Shikarpur	12,678	12,678	12,678	100
		Kashmore	9,382	9,382	9,382	100
		Jacobabad	4,922	4,922	4,973	100
	Sub-Total		26,982	26,982	27,033	100
6	Village Organizations Formed	Shikarpur	1,810	1,810	1,810	100
		Kashmore	1,673	1,673	1,673	100
		Jacobabad	1,200	1,200	1,811	100
	Sub-Total		4,683	4,683	5,294	100
7	No. of Participants Trained in VO Management	Shikarpur	4,828	4,828	6,253	100
		Kashmore	3,572	3,572	4,541	100
		Jacobabad	2,400	2,400	2,807	100
	Sub-Total		10,800	10,800	13,601	100
8	No. of Participants Trained in VO CIF Training	Shikarpur	5,096	5,096	5,096	100
		Kashmore	3,771	3,771	3,771	100
		Jacobabad	2,400	2,400	2,698	100
	Sub-Total		11,267	11,267	11,565	100

2.1 District Wise Achievement as of October, 2012 (District Shikarpur, Kashmore & Jacobabad)

S. No	Activity	District	Revised Project Targets	As of October, 2012		
				Targets as of Oct, 12	Achieved as of Oct, 12	%
9	VO Book Keeping Training (No of Pax)	Shikarpur	5,097	5,097	5,097	100
		Kashmore	3,771	3,771	3,771	100
		Jacobabad	2,400	2,400	2,328	92
	Sub-Total		11,268	11,268	11,196	99
10	Local Support Organizations Formed	Shikarpur	35	35	35	100
		Kashmore	25	25	25	100
		Jacobabad	5	5	5	100
	Sub-Total		65	65	65	100
11	CIF to be given Local Support Organizations	Shikarpur	35	35	14	40
		Kashmore	25	25	8	32
		Jacobabad	0	0	0	0
	Sub-Total		60	60	22	37
12	LSO members trained in CIF Appraisal, Monitoring and Book keeping	Shikarpur	175	175	175	100
		Kashmore	125	125	125	100
		Jacobabad	0	0	0	0
	Sub-Total		300	300	300	100
13	LSO members trained in Managerial skills, Book Keeping	Shikarpur	175	175	175	100
		Kashmore	125	125	125	100
		Jacobabad	0	0	0	0
	Sub-Total		300	300	300	100
14	LSO members to be sent on Exposure Visits	Shikarpur	105	105	105	100
		Kashmore	75	75	41	55
		Jacobabad	0	0	0	0
	Sub-Total		180	180	146	81
15	Households to be Given IGG	Shikarpur	3,668	3,668	3,551	97
		Kashmore	2,715	2,715	2,543	94
		Jacobabad	1,573	1,573	1,361	87
	Sub-Total		7,956	7,956	7,455	94
16	Households to be Given CIF	Shikarpur	44,607	44,607	40,261	90
		Kashmore	33,010	33,010	35,863	100
		Jacobabad	10,131	10,131	11,427	100
	Sub-Total		87,748	87,748	87,551	100

2.2 District Wise Achievement as of October, 2012 (District Shikarpur, Kashmore & Jacobabad)

S. No	Activity	District	Revised Project Targets	As of October, 2012		
				Targets as of Oct, 12	Achieved as of Oct, 12	%
17	Households to be Given Scholarship for VTP	Shikarpur	14,478	14,478	14,478	100
		Kashmore	10,713	10,713	10,713	100
		Jacobabad	5,811	5,811	5,811	100
	Sub-Total		31,002	31,002	31,002	100
18	Villages to be Given Drinking Water Supply	Shikarpur	444	444	444	100
		Kashmore	357	357	357	100
		Jacobabad	0	0	0	0
	Sub-Total		801	801	801	100
19	Locations to improve under Low Cost Village	Shikarpur	44	44	44	100
		Kashmore	12	12	12	100
		Jacobabad	0	0	0	0
	Sub-Total		56	56	56	100
20	Low Cost Housing Scheme	Shikarpur	3,402	3,402	3,402	100
		Kashmore	2,040	2,040	2,040	100
		Jacobabad	130	130	130	100
	Sub-Total		5,572	5,572	5,572	100
21	Experience Sharing workshops	Shikarpur	19,701	19,701	19,701	100
		Kashmore	10,494	10,494	10,494	100
		Jacobabad	0	0	0	0
	Sub-Total		30,195	30,195	30,195	100
22	Productivity Enhancement Training	Shikarpur	117	117	117	100
		Kashmore	127	127	127	100
		Jacobabad	0	0	0	0
	Sub-Total		244	244	244	100
23	TBA	Shikarpur	2,002	2,002	2,002	100
		Kashmore	1,481	1,481	1,486	100
		Jacobabad	1,200	481	450	94
	Sub-Total		4,683	3,964	3,938	99
24	Non Functional Schools to be Functionalized	Shikarpur	55	55	55	100
		Kashmore	47	47	47	100
		Jacobabad	0	0	0	0
	Sub-Total		102	102	102	100
25	2nd Shift Girls Schools to be established	Shikarpur	9	9	9	100
		Kashmore	15	15	15	100
		Jacobabad	0	0	0	0
	Sub-Total		24	24	24	100
26	Early Child Hood Centers to be established	Shikarpur	4	4	4	100
		Kashmore	5	5	5	100
		Jacobabad	0	0	0	0
	Sub-Total		9	9	9	100

3. Social Mobilization

UCBPRP is creating an impact and transforming the social mobilization process into a more effective tool for empowering people and distinguishing the Community Organizations as effective sources for poverty reduction and delivery of services at gross root levels.

To expand the impact of social mobilization this program focuses on expanding the role of Community Activists, increasing participation of Women and Poor in the socioeconomic development process, Clearness, Accountability and Equitable Distribution, Independent Fund Management by the Communities, Self Help and Civic responsibilities, Forging linkages, Poor women have started to develop concrete, action oriented solutions to identify problems and challenges.

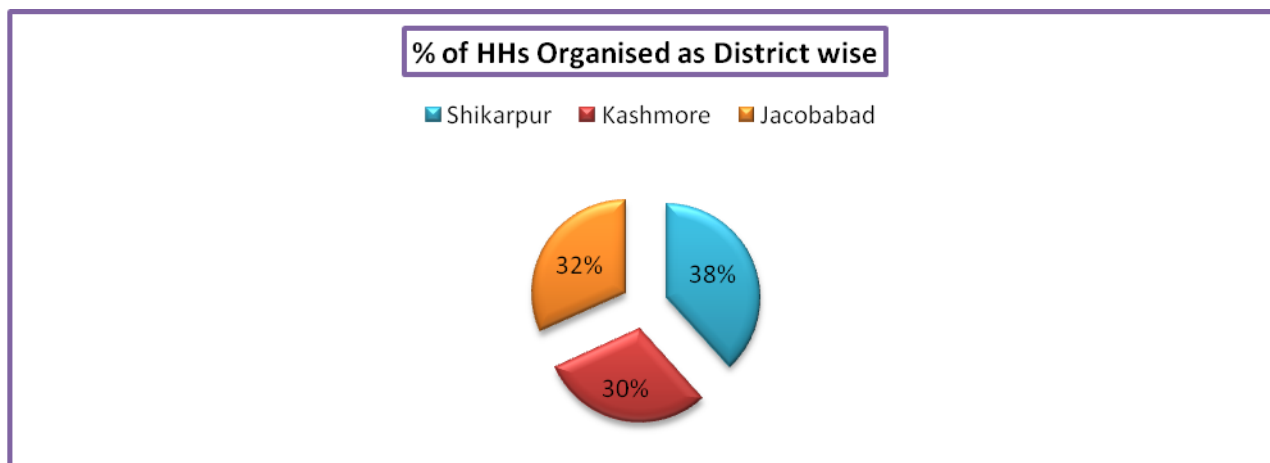
Not only poor women have identified their problems, but off course they have its solutions also, because it has been noticed that these poor and destitute women have started to play their role to fight against the anti-socio elements on their own behalf, irrelevantly by no care the results or consequences of it.

As of October, 2012 a total of 267,544 households had been organized in three districts i.e. Shikarpur, Kashmore and Jacobabad. As below table portray the district wise achievement in social mobilization.

Activity	District	Project Target (Revised)	Achieved as of Oct, 12	%
Households Organized	Shikarpur	102,306	102,306	100
	Kashmore	80,345	80,345	100
	Jacobabad	73,830	84,893	100
Sub-Total		256,481	267,544	100

Note: As per PC-1 the targets of the Social Mobilization has been completed/achieved.

The below pie chart shows that % of Households organized District wise as compare to total figure.



4. Community Organization

Organizing community members into Community Organizations through social mobilization is a problem-solving approach whereby the community is empowered with the knowledge and skills to identify and prioritize its needs, and problems, harness its resources to deal with these problems and take action collectively.

Village Organization is an association of women to strengthen the capacity of the poor for sustainable development and create a link between rural people and other institutions. All COs are federated into VOs for the representation of CO members at village level.

As of October, 2012 a total of 15,630 Community Organizations has been formed in three districts, district wise target v/s achievement is given below the table

Activity	District	Project Target (Revised)	Achieved as of Oct, 12	%
CO Formation	Shikarpur	5,846	5,846	100
	Kashmore	4,710	4,710	100
	Jacobabad	4,922	5,074	100
Sub-Total		15,478	15,630	100

5. Village Organization

Community Organizations are being federated into Village Organizations at Village level, therefore, as of October, 2012 a total of 5,294 Village Organizations has been formed in three districts, detailed table shows the district wise number of formed village organizations during the reporting period.

Activity	District	Project Target (Revised)	Achieved as of Oct, 12	%
Village Organizations Formed	Shikarpur	1,810	1,810	100
	Kashmore	1,673	1,673	100
	Jacobabad	1,200	1,811	100
Sub-Total		4,683	5,294	100

6. CO Level Trainings

The CO is the ideal grass-roots organization for identifying potential recipients for various household level interventions under each PSC band. It is very much essential that the capacity building of office bearers of the COs is carried out to make them fully functional because unless this is not done an effective mechanism for delivery and monitoring of services through these two tiers of social mobilization cannot be developed.

As such, the project as part of human resource development of these two tiers has imparted the following trainings for the capacity building of the office bearers of the COs.

6.1 CO members trained in management skills

In CO Management training, the entire focus has always remained on the managerial skills which could be developed in the office bearers of different Cos, as they have enough potential to carry out the routine affairs of the Community Organizations frequently without having any difficulty.

6.2 CO members trained in CIF need identification

In CO CIF training, the focus remained to develop a concept among CO members as to understand the importance and usage as well as identification of CIF as CIF intervention may lead towards the desired results within the communities.

As of October, 2012 a total of 54,223 CO members have been trained in both trainings. All Community Level Trainings have been 100% completed. In August 2012, district Jacobabad has arranged CO trainings in which 268 pax have been trained.

Activity	District	Project Target (Revised)	Achieved as of October, 12	%
CO members trained in management skills	Shikarpur	12,678	12,678	100
	Kashmore	9,382	9,382	100
	Jacobabad	4,922	5,130	100
Sub-Total		26,982	27,190	100
CO members trained in CIF Need identification	Shikarpur	12,678	12,678	100
	Kashmore	9,382	9,382	100
	Jacobabad	4,922	4,973	98
Sub-Total		26,982	27,033	100
Grand Total		53,964	54,223	100

7. VO Level Trainings

Trainings on VO level has always been remain very indispensable in order to carry out an effective and sustainable Organization management at village level.

There are three types of training are being given to the office bearer of Village Organization, after the federation of COs into VOs which are;

7.1 VO Management:

In VO management training, same approach of CO has been used to build the capacity of office bearers of these VOs as the representatives of VO can easily run the day to day matters frequently without any kind of disturbance at village level.

7.2 VO CIF monitoring & usage:

Through this training entire focus made to develop a concept by the understanding of VO members regarding the importance, usage and monitoring of CIF after utilization in the village.

7.3 VO Book Keeping:

In VO Book Keeping training, the focus has been made to build the capacity of those activists who would be available locally and have a desire to work for their village or area on volunteer basis, through this training such participants would trained to ensure the proper documentation and record keeping at VO level in the village. The Below table shows the Progress as of October, 2012

Activity	District	Project Targets (Revised)	Achieved in Oct-2012	Achievement as of October, 12	%
No. of Participants Trained in VO Management	Shikarpur	4,828	0	6,253	100
	Kashmore	3,572	0	4,541	100
	Jacobabad	2,400	30	2,807	100
Sub-Total		10,800	30	13,601	100
No. of Participants Trained in VO CIF Training	Shikarpur	5,096	0	5,096	100
	Kashmore	3,771	0	3,771	100
	Jacobabad	2,400	74	2,698	100
Sub-Total		11,267	74	11,565	100
VO Book Keeping Training (No of Pax)	Shikarpur	5,097	0	5,097	100
	Kashmore	3,771	0	3,771	100
	Jacobabad	2,400	24	2,328	93
Sub-Total		11,268	24	11,196	99
Grand Total		33,335	128	36,362	100

As of October, 2012 a total of 36,362 VO members have been trained which 100% against PC-1 targets in all above training in three districts. While during the month of October-12 District Jacobabad has trained 128 pax in all three type VO trainings on different locations.

8. Local Support Organization

The LSO is a formal body of Community Organization representatives, to continue and expand locally, on a permanent basis, the participatory development practices initiated. The LSO is the apex body of the three tier social organization structure.

This consists of a structure where male and female COs is federated at the village-level in a Village Organization (VO), which are then further agglomerated at the Union Council level. Union Council Based Poverty Reduction Program uniqueness is CO/VO and LSO members are women only. In essence, the LSO is a membership organization of all COs/VOs of a particular Union Council. The VOs nominate at least two of their representatives in the General Body of their LSO;

The General Body of the LSO then elects its Executive Committee. These bodies make and approve LSO bylaws. The LSO is then registered under any suitable law and thus it receives the status of a legal, formal and permanent civil society organization.

The main objectives of the Local Support Organization are;

- Provide a localized permanent institutional arrangement to scaling up social mobilization and organizing all the poor households through low cost measures, by the community activists and foster and nurture inclusive, democratic and accountable grass roots organizations of COs and VOs
- Facilitate development of household, village and UC level development plans in consultation with the local organized communities and supervise their implementation.
- Provide an institutional facility to foster development linkages between service providers in government, NGO and private sector and the local organized communities.
- Lobby to influence government's planning and policy formulation by strengthening civic participation in government planning cycle by actively engaging the local government and government line agencies in participatory development planning events and multi stakeholder consultation forum on local development plans.
- Mobilize resources, both from internal and external sources to finance its operational cost and development plans, and Lobby government for higher allocations of budget for the poor and for more gender-sensitive budgets.

As of October, 2012 a total of 65 Local Support Organizations have been formed in three districts, district wise target v/s achievement is given in below table.

Activity	District	Project Target (Revised)	Achieved as of October, 12	%
LSO Formation	Shikarpur	35	35	100
	Kashmore	25	25	100
	Jacobabad	05	05	100
Sub-Total		65	65	100

9. LSO Level Trainings

The Capacity Building of Local Support Organizations has been very indispensable since smoothly running of routine activities of LSOs with best way is being ensured in all three districts, as of September, 2012 a total of 600 LSO members trained on two types of trainings in three districts.

Two types of trainings are being offered at Local Support Organization level, it comprises of;

- Trainings on the subject of Managerial skills and Book keeping it include the overall management of LSO and especially the fund management and planning for different activities to be implemented by the local Support Organizations at the maximum outreach in the area, besides that documentation and record keeping exercise enable the LSO members to update/maintain their LSO records/Books in the light of offered trainings.
- Trainings on the subject of CIF monitoring and appraisals as well as book keeping are being offered to the members/office bearers of Local Support Organizations, with this fantastic training the LSO members/office bearers becomes aware about the basic things related to the CIF its importance and monitoring as well as documentation which plays a significant role to highlight the overall CIF progress of a LSO.

Activity	District	Project Targets	Achievement as of October, 12	%
LSO members trained in CIF Appraisal, Monitoring and Book keeping	Shikarpur	175	175	100
	Kashmore	125	125	100
	Jacobabad	-	-	-
Sub-Total		300	300	100
LSO members trained in Managerial skills, Book Keeping	Shikarpur	175	175	100
	Kashmore	125	125	100
	Jacobabad	-	-	-
Sub-Total		300	300	100
Grand Total		600	600	100

10. Income Generating Grants

The lower band i.e. extremely poor or the poorest of the poor (PSC Category 0-11) including widows or people with chronic disabilities or do not have the financial ability to meet the family/domestic needs. They lack productive assets and are dependent on others for even food strapped.

Hence any financial assistance provided in cash is by and large consumed. Interested households (who fall in the PSC category of 0-11) express their wish of receiving a grant to their VO, in addition to it being stated in their MIP. The VO members approve those members who qualify for the grant and write a resolution to their local SMT.

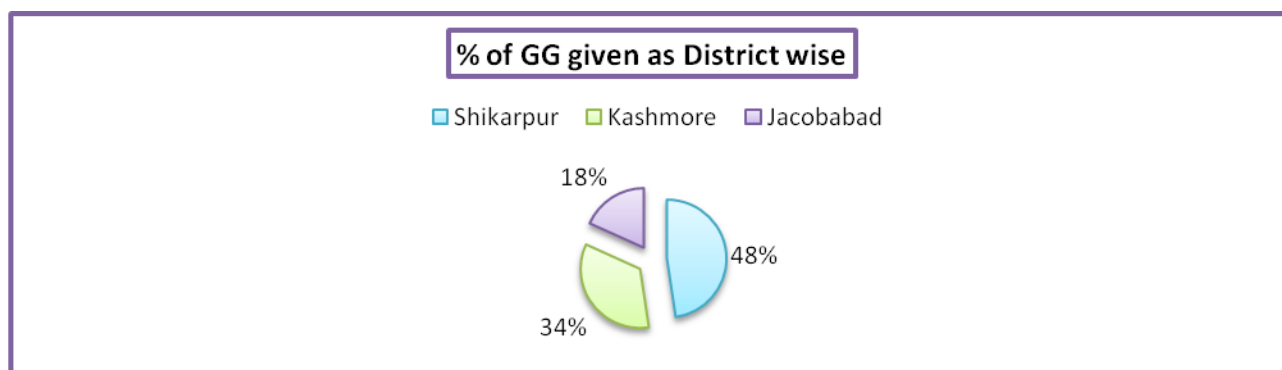
The basic objective of IGG is to create assets or to be start income generating activity which can be very beneficial for the rural communities and help them to enhance their per capita incomes.

It ensures proper and productive use of grants and lots of IGG beneficiaries are able to take CIF, which shows that they are now out of the box of the poorest of the poor in 0-11 band. Many poor women has enhanced their incomes and created pool of savings by utilizing the income generating grants at their best and appropriate way that may guided them towards prosperity.

As of October, 2012 a total of 7,455 poor women members have been benefiting from the intervention of Income Generating Grant.

Activity	District	Project Target (Revised)	Achieved as of October, 12	%
Households to be Given IGG	Shikarpur	3,668	3,551	97
	Kashmore	2,715	2,543	94
	Jacobabad	1,573	1,361	87
Sub-Total		7,956	7,455	94

The below chart shows the % of IGG given from total portfolio as district wise.



11. Community Investment Fund

CIF is a cost-effective revolving fund managed by the community to provide the microfinance services to the poor and poorest women, particularly in the areas which are relatively underserved by the MFIs. It is a fund which is owned, run and managed by the poor women and their own organizations, i.e. the beneficiaries themselves.

It focuses specifically on the poorest households through community organizations by giving them access to microfinance, while at the same time increasing their levels of empowerment, confidence and skills. Essentially, CIF is based upon and linked to the three-tier social organization framework of Community Organizations, their agglomeration into Village Organizations and finally agglomeration at the Union Council-level in a Local Support Organization.

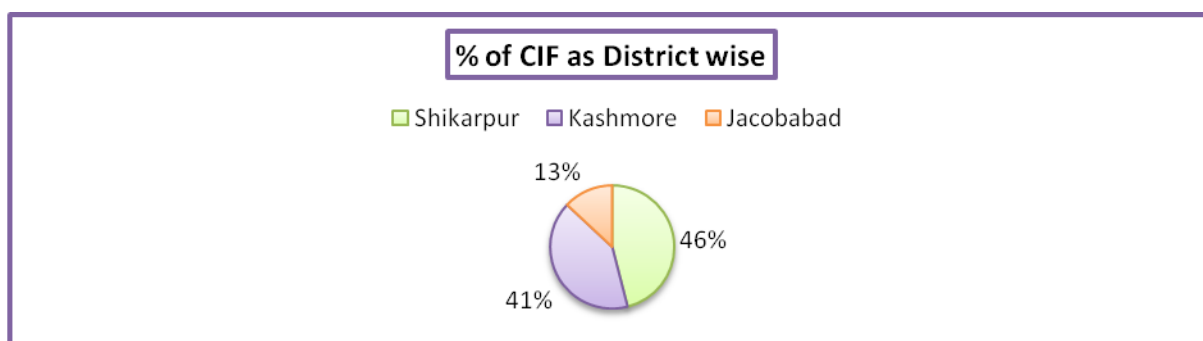
Members of COs are encouraged to mobilize their own savings and, as these build up, to use them for internal lending purposes, hence complementing CIF resources.

The overarching objective of CIF is to reduce the levels of poverty in rural areas through strong institutions of the poor and the poorest women.

As of October, 2012 a total of 87,551 poor women members of COs & VOs have been benefited from this dynamic product of the program.

Activity	District	Project Target (Revised)	Achieved as of October, 12	%
Households to be Given CIF	Shikarpur	44,607	40,261	90
	Kashmore	33,010	35,863	100
	Jacobabad	10,131	11,427	100
Sub-Total		87,748	87,551	99

The Below Pie chart shows that % of CIF given from total portfolio as District wise.



12. Vocational Training Program

Since the Vocational Training Program has come to an end in June 2012 thereof. It has put vital impact over the living standards of the poor communities. Through this great intervention many families could be able to enhance their income on daily as well as on monthly basis. This program also covered/enlighten the hidden potential of the community members that they always gone in lacking due to the unavailability of opportunities.

In the target districts poor Households with poverty ranking from 0-18 receives scholarships in the form of vocational training. The following criteria are considered by screening staff:

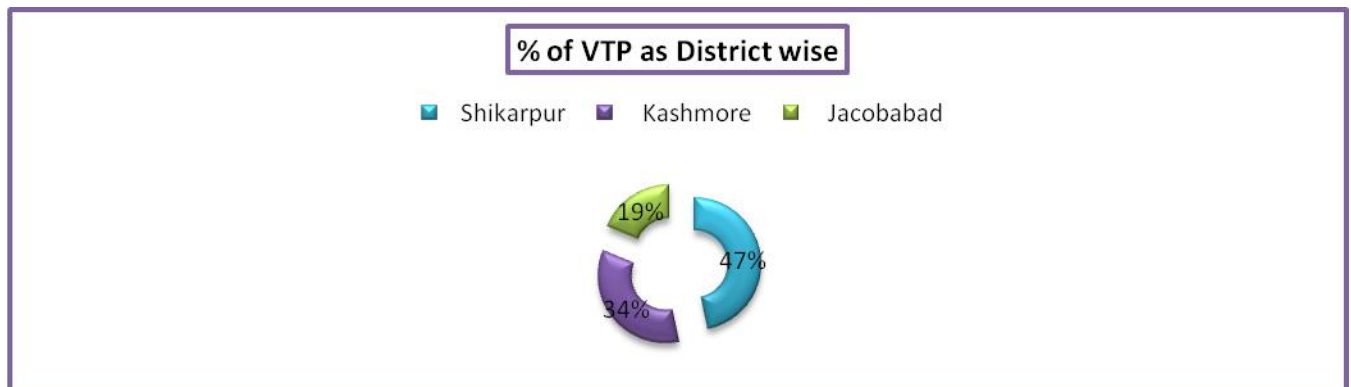
Marginalized rural poor from the target PSC Band (0-18)

- Unemployed youth as siblings of members.
- Persons with disabilities (PWD) who can become active members of the society.
- Other marginalized segments that can perform if a chance would be offered.

As of October, 2012 a total of 31,002 poor women and men have been trained in different trades in three districts.

Activity	District	Project Target (Revised)	Achieved as of October, 12	%
Households Given Scholarship for VTP	Shikarpur	14,478	14,478	100
	Kashmore	10,713	10,713	100
	Jacobabad	5,811	5,811	100
Sub-Total		31,002	31,002	100

The below Pie chat shows the district wise coverage of VTP in percentage.



13. Low Cost Housing (LCH)

Shelter support is being provided in terms of Low Cost Houses to households that require shelter, by providing required technical and material support up to Rs.60, 000/- to rural households that are in the (0-18) PSC category in each District.

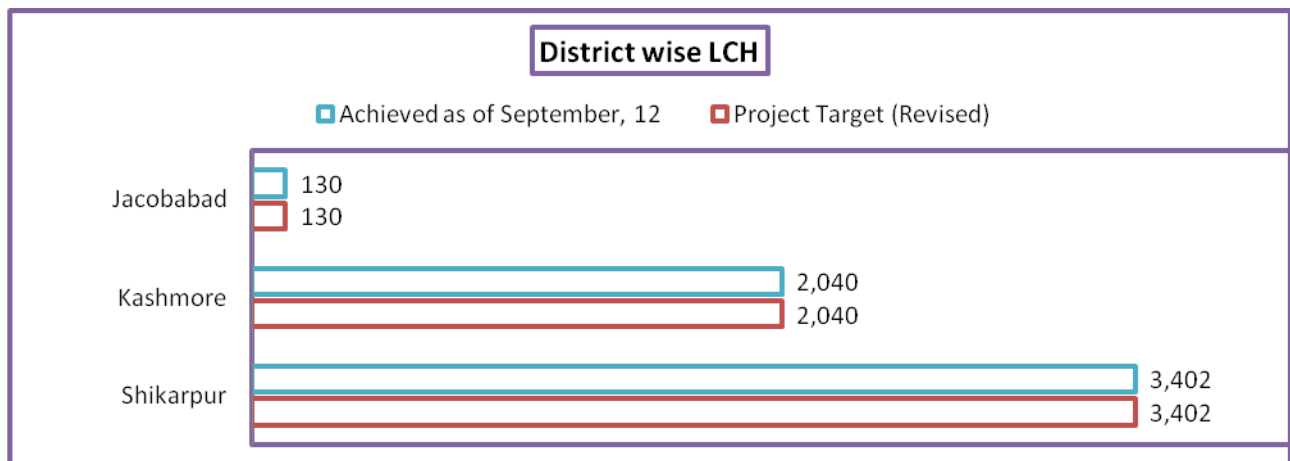
Shelter support is being provided in terms of Low Cost Houses to the extremely poor households who live in thatched huts and require shelter and have potential to build the houses by arranging their labor or engaging their own self in labor based work in the village.

The below table shows that from Feb, 09 to June, 5,572 houses had been constructed but after extension of the program the Govt has decided to stop the Low Cost Houses, because already Government of Sindh has provided 7,003 Shelter/Two room house to the community/households who has lost their house in flood 2010 through the village rehabilitation program in the districts.

As of October, 2012 a total of 5,572 Low Cost Houses has been completed in all three districts i.e. Shikarpur, Kashmore and Jacobabad.

Activity	District	Project Target (Revised)	Achieved as of October, 12	%
Low Cost Housing Scheme	Shikarpur	3,402	3,402	100
	Kashmore	2,040	2,040	100
	Jacobabad	130	130	100
Sub-Total		5,572	5,572	100

The below Chart shows the District wise achievements for Low Cost Housing



14. Micro Health Insurance and Social Protection

SRSO has taken an initiative to provide Micro Health Insurance cover to the communities through COs in the largest area of 2 districts of Sindh. The initiative aims to improve poor people's access to affordable high quality health services; SRSO has started MHI with the collaboration of Adamjee Insurance Company Ltd.

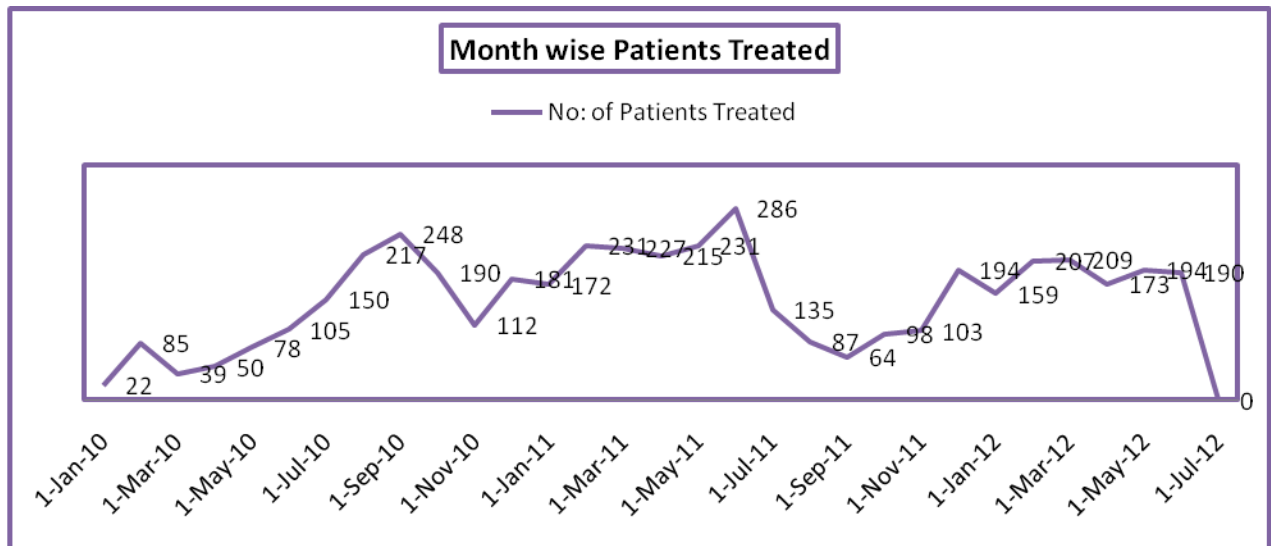
The Micro health insurance package allows all family members irrespective of age to avail hospitalization, accident and disability insurance for up to 25,000 each for day care, diagnostic services, and hospitalization (for more than 24 hours' stay) and obstetric care.

This social safety net measure is being provided to households that are in the 0-18 poverty band in order to pre-empt health accidents which result in reversal of the poverty alleviation efforts because households fall into vulnerability and poverty when one of their family members gets hospitalized.

The package also includes an accidental cover (disability compensation) and financial support of a sum of Rs.25000/ as Funeral Charges in case of death of a breadwinner of the family. As of June, 2012 there are 4,652 patients have been treated by Adamjee.

While the Agreement between Adamjee and SRSO has been closed in June 2012, since the agreement becomes closed no treatment made in October, 2012.

Below Chart shows the month wise status of patients who had been treated by Adamjee.



15. Enterprise (Crafts and Outlet)

After successful execution of UCBPRP a new initiative was taken by Government of Sindh to develop rural women entrepreneurship by production different cultural products and a strategy was develop to sell the products for providing means of alleviation of poverty. The one of the major intervention of this dynamic project was “Vocational Training” at the end of June, 11 total 22,000 male and female participants were trained in different trades, therefore they got the skills and they were called skilled. Meanwhile this was decided to provide them door step business opportunities. Therefore, an enterprises wing was developed in the SRSO.

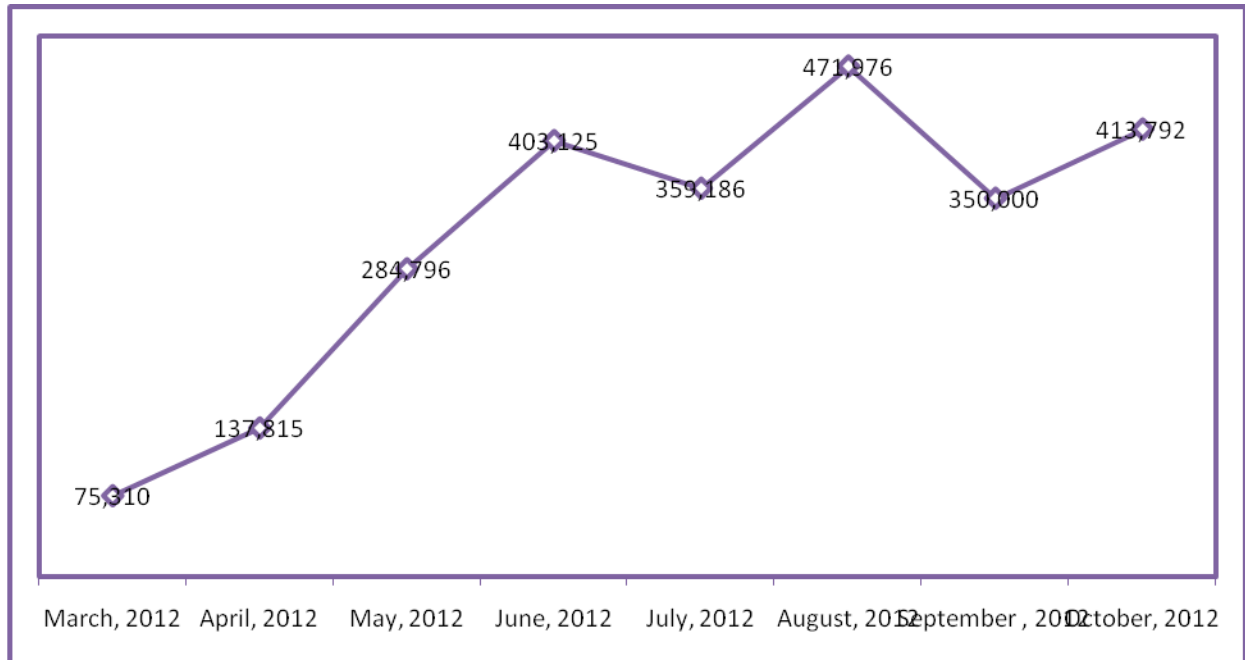
In this context an outlet was opened at Sukkur with the name of Sartyun Sang Market, which was officially launched in the month of Feb, 12. From March, 12 to Sept, 12, Oct, 12 the month wise sale is;

Month	Sale
March, 2012	75,310
April, 2012	137,815
May, 2012	284,796
June, 2012	403,125
July, 2012	359,186
August, 2012	471,976
September , 2012	350,000
October, 2012	413,792
Total	2,496,000

Day wise and Month wise sales of Outlet

Month wise sales from March,12 to October, 2012								
Day	March,12	April,12	May,12	June,12	July,12	Aug,12	Sept,12	Oct, 12
Day, 1	10,450	4,200	340	7,415	9,691	15,253	6,306	320
Day, 2	-	3,270	2,780	10,540	-	20,595	5,487	35,369
Day, 3	-	2,220	5,110	17,080	18,538	22,144	18,740	15,590
Day, 4	-	850	12,165	14,010	5,245	22,351	2,115	7,605
Day, 5	-	4,890	5,840	5,980	9,870	9,190	8,804	12,360
Day, 6	-	6,220	5,385	9,550	14,840	24,674	8,545	2,250
Day, 7	-	6,890	8,070	6,195	9,013	27,458	61,860	19,350
Day, 8	-	8,660	6,160	19,781	20,850	29,001	11,281	9,565
Day, 9	-	6,250	3,545	10,990	8,950	31,185	1,020	6,270
Day, 10	-	4,550	11,130	11,720	29,060	7,009	6,865	6,840
Day, 11	-	-	16,178	7,810	14,232	13,882	1,150	12,850
Day, 12	-	7,820	6,920	9,900	10,166	12,926	688	3,795
Day, 13	-	3,750	44,760	12,210	10,250	27,438	-	3,815
Day, 14	-	4,050	6,329	12,440	11,729	4,842	1,830	-
Day, 15	-	3,655	4,105	25,135	10,744	19,478	29,015	3,488
Day, 16	-	3,665	12,734	23,480	37,398	23,171	1,955	5,215
Day, 17	-	3,890	13,990	9,655	9,345	19,750	4,755	16,921
Day, 18	-	3,955	5,458	11,256	17,220	29,758	5,145	12,556
Day, 19	15,350	6,475	6,929	8,005	20,760	31,861	4,685	12,550
Day, 20	-	11,540	5,135	7,375	4,568	-	10,325	19,035
Day, 21	15,660	-	6,713	7,440	510	-	-	15,375
Day, 22	3,520	1,340	15,630	8,765	4,030	2,450	7,099	11,710
Day, 23	-	900	-	30,922	3,520	2,300	15,155	19,398
Day, 24	9,370	3,400	19,055	21,533	6,960	23,079	990	23,217
Day, 25	5,880	7,670	8,285	6,020	8,140	11,320	7,325	10,036
Day, 26	750	2,510	3,320	27,278	7,915	4,725	3,623	12,319
Day, 27	1,030	10,035	4,320	20,330	12,890	7,646	20,900	-
Day, 28	3,360	7,430	6,535	14,000	8,577	9,554	30,200	-
Day, 29	3,790	3,960	11,480	11,870	13,800	3,660	39,200	-
Day, 30	1,650	3,770	12,270	14,440	14,635	8,456	34,937	2,600
Day, 31	4,500		14,125		5,740	6,820		113,393
Total	75,310	137,815	284,796	403,125	359,186	471,976	350,000	413,792

Month Wise Sale Trend



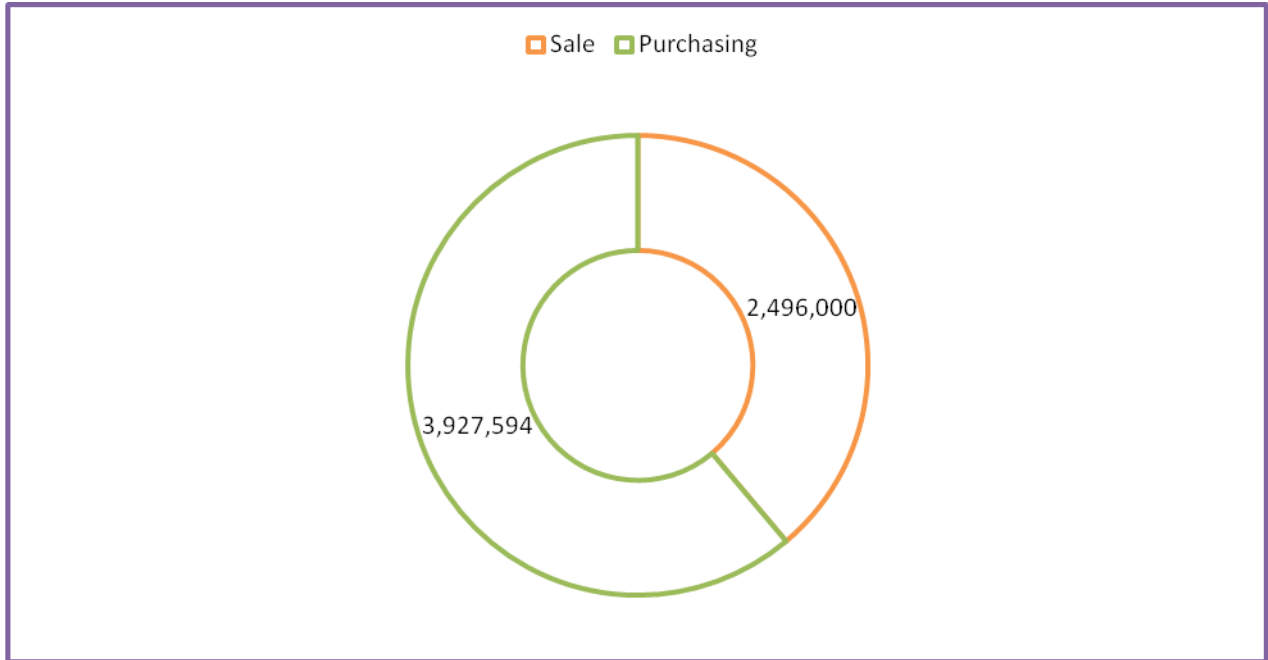
Month wise Stock, Procurement, Sales Position

The below given table shows the month wise opening stock, procurement, sales and month wise closing stock. The current stock value is Rs.1, 644,559 and purchasing of the current month is Rs. 140,595 whereas sale is Rs. 413,792.

Note: Here purchasing means the wages were paid to community against production and raw material purchased from the market.

S.No	Month	Opening Stock	Purchasing Stock	Sale	Stock Position
1	March, 2012	187,475	173,153	75,310	285,318
2	April, 2012	285,318	433,151	137,815	580,654
3	May, 2012	580,654	1,123,595	284,796	1,419,453
4	June, 2012	1,419,543	799,792	403,125	1,816,210
5	July, 2012	1,816,210	452,875	359,186	1,909,899
6	August, 2012	1,935,299	347,766	471,976	1,811,089
7	September, 2012	1,811,089	456,667	350,000	1,917,756
8	October, 2012	1,917,756	140,595	413,792	1,644,559
TOTAL		-	3,927,594	2,496,000	-

Sales amount v/s purchasing amount



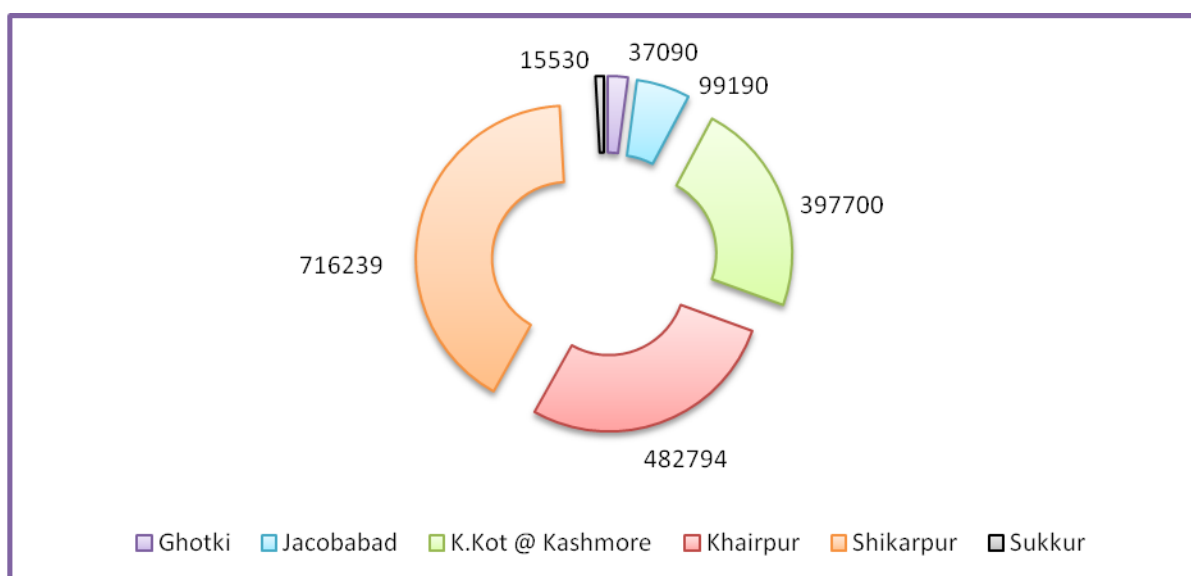
BDGs earnings as of October, 2012

The below given table shows the income of BDGs as district wise, As of Oct, 12 there are 24 BDGs has been formed and every group consist 15 to 25 members.

Name of District	Name Of BDGs	Amount given
Ghotki	Asifa	7,600
Ghotki	Khamiso Chachar	7,530
Ghotki	Roshni	21,960
Jacobabad	Bodlo	99,190
Kashmore	Bakhtawer	132,500
Kashmore	Bukhari	48,800
Kashmore	Mir Wahid Bux Bhayo	171,790
Kashmore	Wahid Bux Bijrani	44,610
Khairpur	Agha Ali Jatoi	114,518
Khairpur	Ali Raza Solangi	20,870
Khairpur	Hajani	3,000
Khairpur	Hameedabad	7,500
Khairpur	Metla Group	61,970
Khairpur	Pir Bux Solangi	25,400
Khairpur	Sahiba	48,925

Khairpur	Skill & developed	187,361
Khairpur	Wada Machyon	13,250
Shikarpur	Awaz	97,300
Shikarpur	Bhirkan	87,070
Shikarpur	Kiran	23,700
Shikarpur	M. Hassan Jatoi	25,275
Shikarpur	Rabnawaz Jagirani	57,384
Shikarpur	Sindh Sujagh	425,510
Sukkur	Mando Dero	15,530
Grand Total		1,748,543

The below pi-chart portrays the district wise income of BDGs which they have been earned.

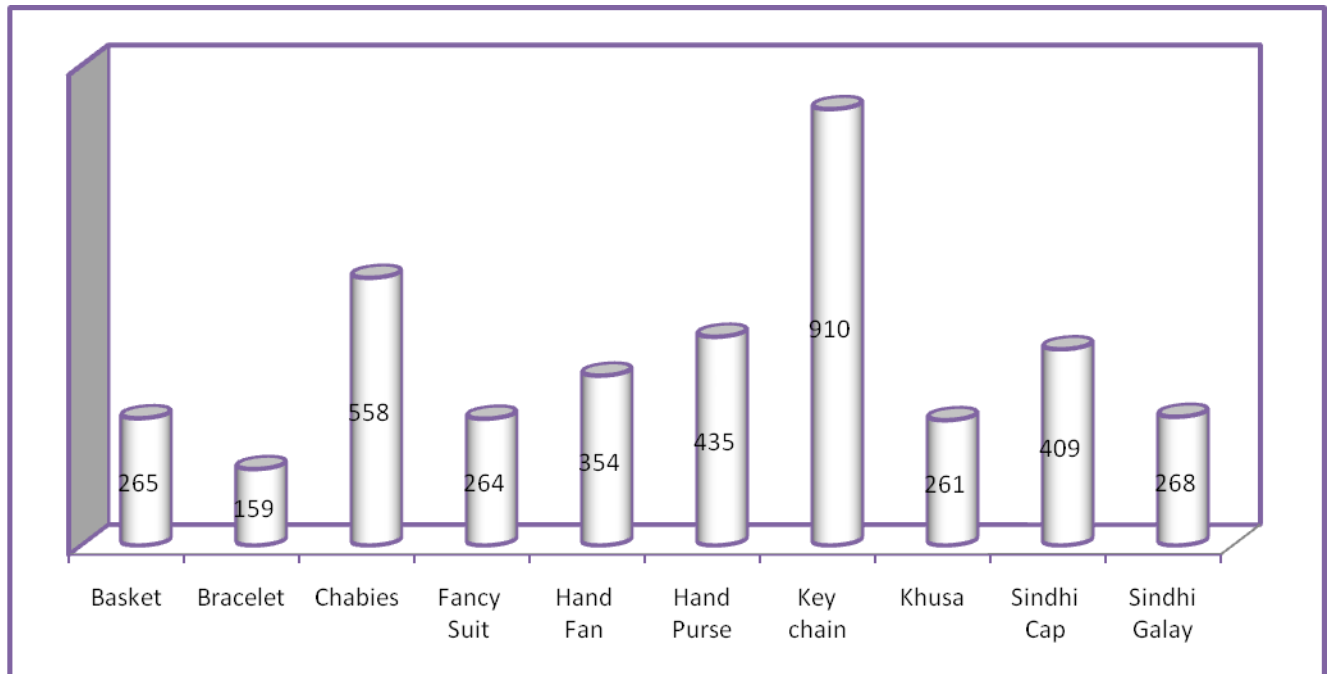


Please find the below given link, which will show the BDG wise number of members and their skills according to the trade.

Top Ten Product's sales as of Oct, 12

The below given table show the list of top ten highly demanded products, as of Oct, 12 total 910 key chains and 558 Chabies have been sold. On the basis of this report it is being planned for the production.

Name of Product	Units sold as of Oct,12	Made By
Basket	265	BDG
Bracelet	159	BDG
Chabies	558	BDG
Fancy Suit	264	Market
Hand Fan	354	BDG
Hand Purse	435	BDG
Key chain	910	BDG
Khusa	261	BDG
Sindhi Cap	409	BDG
Sindhi Galay	268	BDG



The below given pictures are the new arrivals at the outlet.



Quilts (Room Set)
Hand Made



Embroidery Baby
Phask




Baby Waistcoat




Embroidery
Necklace



Ajrak Stole



Embroidery Shawl



Embroidery Tea
Coaster



Embroidery Gala



Crochet Tea Set



Tissue Box



Decoration
Pecs



Wall
Hangin



Decoration
Piece



Decoration Pecs



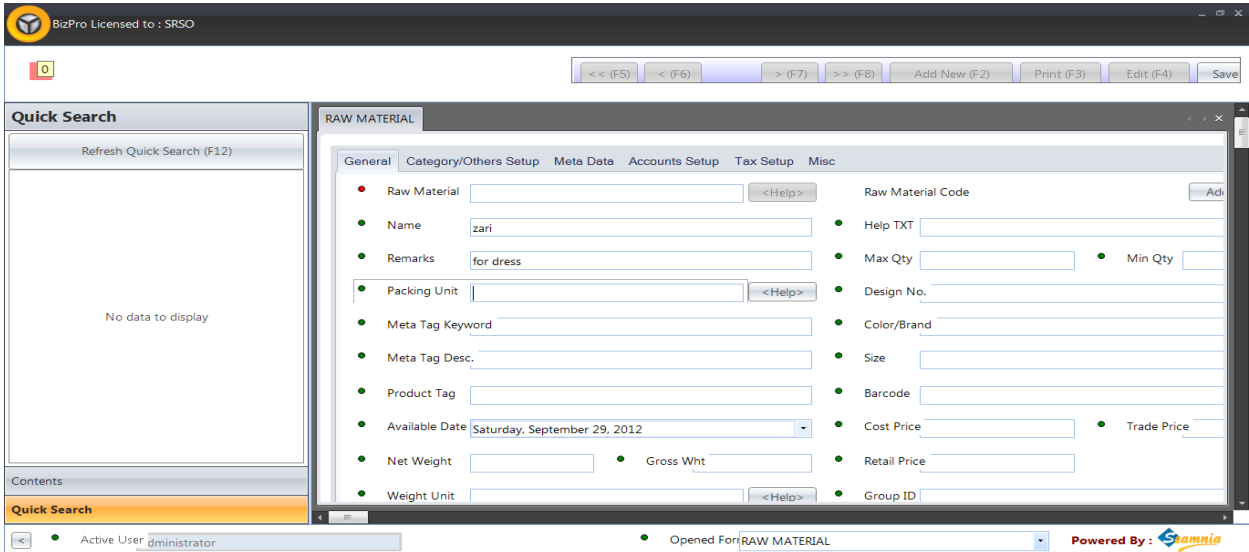
Wall
Hangin



Wall
Hangin



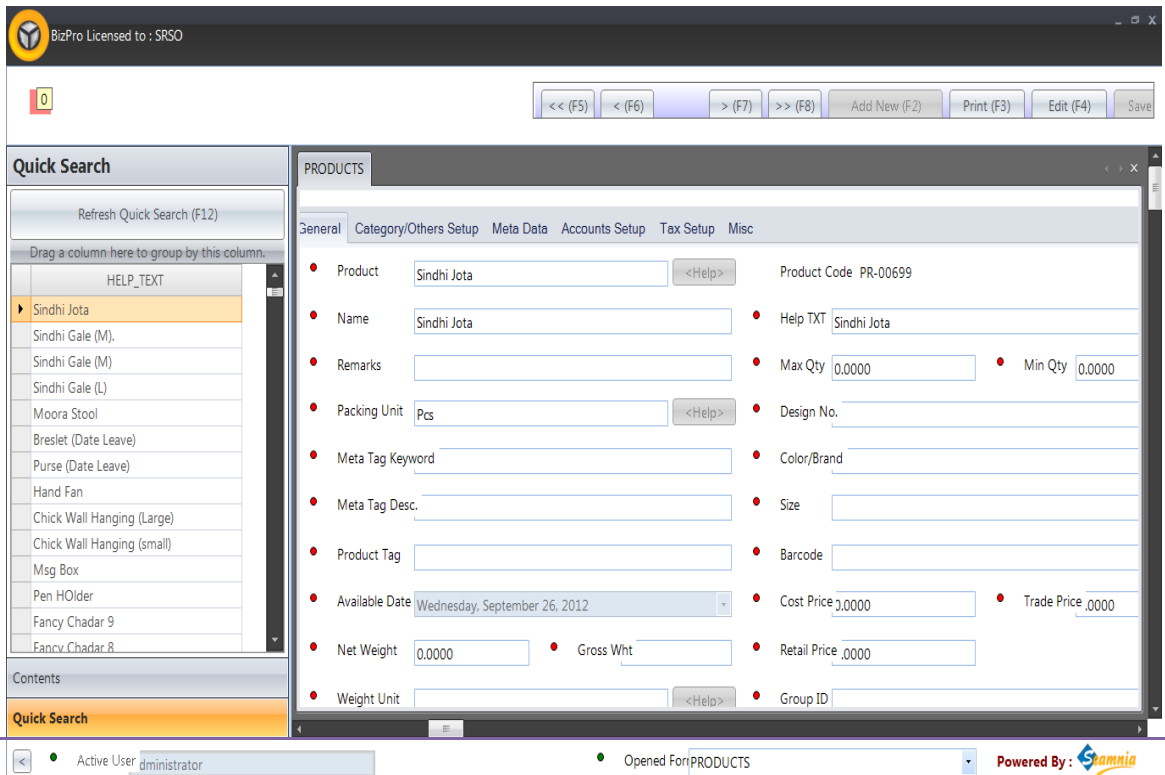
Key Chain



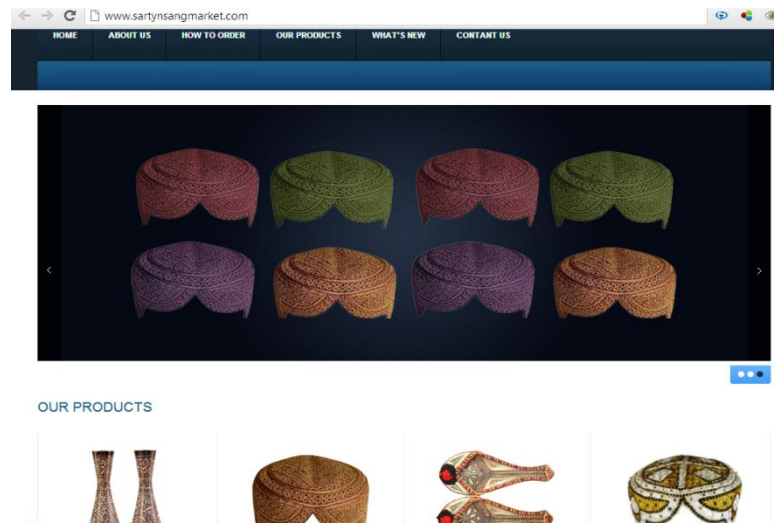
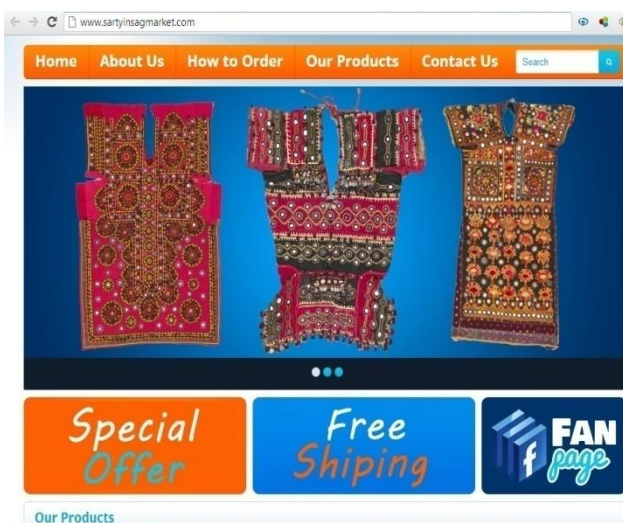
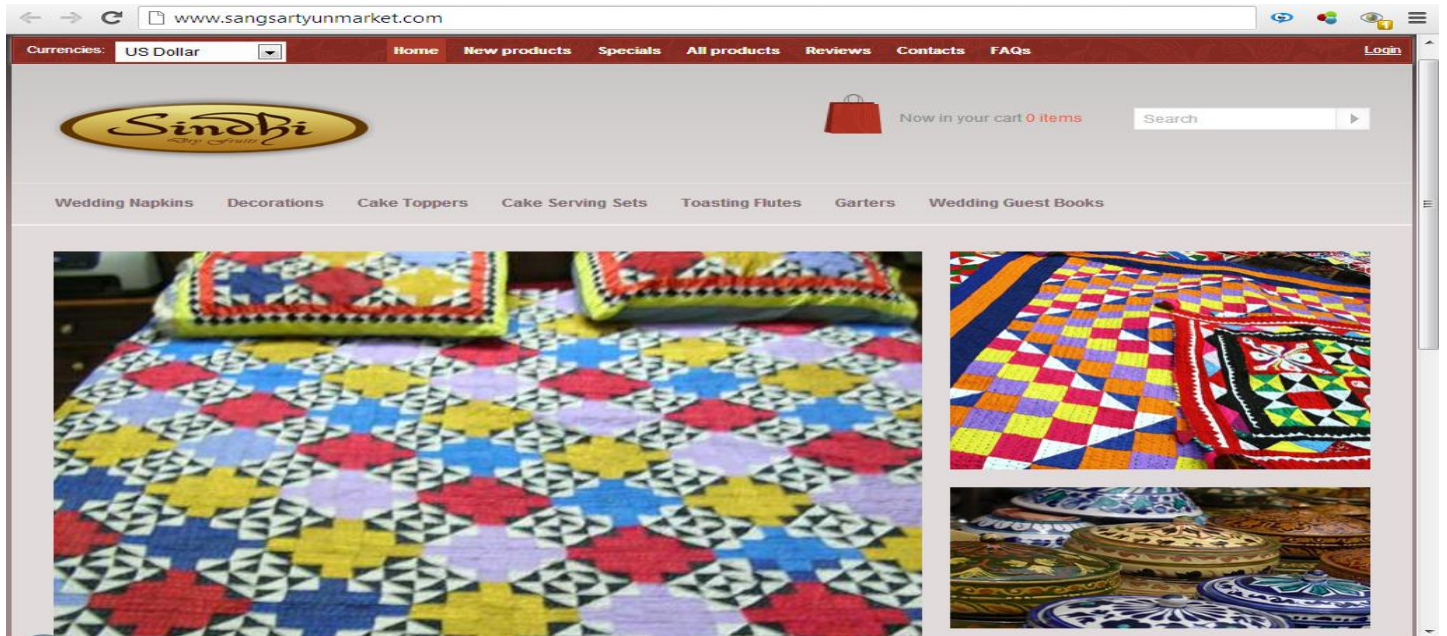
Data Base

1. Outlet sales and stock
2. BDGs detail
3. Detailed information of the craftswomen along with their trade expertise as well as categories according to quality of work
4. Formats

The half payment has been given to the vendor to develop the software and different reporting formats are being developed to keep the overall reports, which are consists on stock, raw material detail, sales, product details and features etc. The below given picture portrays the shape of software which is under process and data is being entered as per requirements.



The below given picture is the front page of the e-commerce website which is also under process and will be completed soon, the main objective to reach the every customer as well as export the products, this website will portray the overall pictures along with rates in dollars, and very soon a merchant account will be opened for delivery and payment transfer facility.



16. Livestock (A initiative for poor women)

Live stock is a dynamic initiative that has been made for the rural communities especially poor women to engage them with the core tendency that is prevailed in the rural area. With this enormous initiative, the rural poor women would have an opportunity to enhance/expand their business of livestock by engaging their self with this activity.

By using the traditional method of farming, these poor women are generally agreed to adopt the basic adequate principles of the livestock initiative of GoS implemented by SRSO in the Districts of Shikarpur, Kashmore & Khairpur.

The entire work of livestock is being done with women through their LSOs, the below table illustrates the Progress made till As of October, 2012.

The below table contains the figures as of October, 2012 against the project targets of July Sep 2012 with different aspects by covering distribution of Calves.

16.1 Month wise Purchasing, distribution and Mortality:

Year	Month	No of calves purchased	No of calves Distributed	Mortality		Total Mortality	Monthly Mortality Rate
				at Farm	in Field		
2011-12	Jan	29	-	2	0	2	7
2011-12	Feb	64	50	7	2	9	14
2011-12	Mar	46	34	5	4	9	20
2011-12	Apr	90	107	6	1	7	8
2011-12	May	490	357	9	9	18	4
2011-12	Jun	1062	868	56	49	105	10
2012-2013	Jul	0	156	33	85	118	-
2012-2013	Aug	71	30	14	71	85	100
2012-2013	Sep	356	325	11	49	60	17
2012-2013	Oct	72	102	15	35	50	69
Total		2280	2029	158	305	463	20

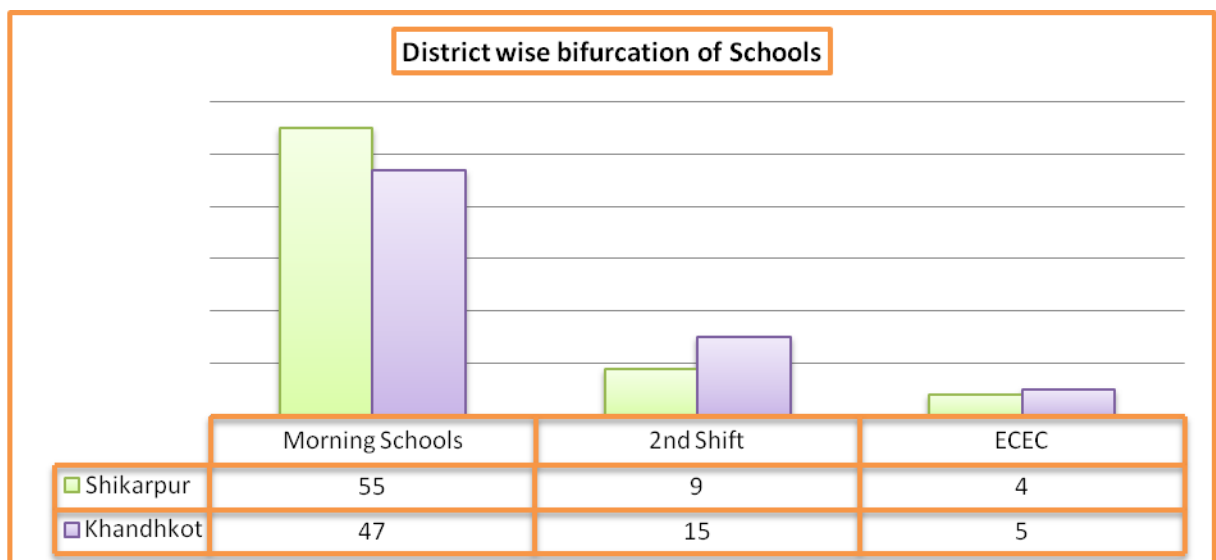
17. Education Component of UCBPRP

In line of MDG and current education scenario at Sindh, The Sindh Rural Support Organization (SRSO) has signed an Agreement with Government of Sindh, bearing PC-1 P&D, GoS under Project Union Council Based Poverty Reduction Project whereby teaching staff, furniture and fixture and missing facilities were provided to the subject Schools which were earlier abandoned with no enrollments.

All 102 schools in Districts Shikarpur and Kashmore are mostly scattered schools having bare minimum of one/two rooms. When SRSO took them in 2009 these were found abandon with no furniture; no washrooms; no boundary wall and no teachers and no proper budgets as well. Majority of these schools were not functionalized due to non approval of SNEs and in others the teachers remained absent mostly as these are remote and there has been little monitoring or accountability in last year's.

Out of 102 schools, 47 are in Kashmore and 55 in Shikarpur district. The issues to be addressed include improvements in building; adding missing facilities; rationalization availability of school; adding local (preferably female) teachers; upgrading teachers capacity and strengthening the stakes of the parents through setting up functional and empowered school management committees, including their capacity building. In villages where there are no primary schools for girls, set up and run around 24 second shift girls' primary schools in existing boys' primary school buildings besides setting up 09 centers for imparting early childhood education in existing school buildings.

17.1: Further detail is shown in table below:



In above table the schools as well as second shift primary education centers along with early childhood centers are shown as districts.

Key activities and task have been performing after the proper handing and taking over of these schools from NRSP to SRSO Social Services Sector with brief details.

Component & objectives	Actions	Progress	Desired Outcome
A. Community Mobilization / VO ownership VOs to take ownership having responsibility for oversight over school affairs	102 Primary Schools shall be handed over to SRSO Formation of Education Committee at VOs Fee Collection for sustainability & opening of A/C Education Committee to oversee school R&M; cleanliness & plantations	Simultaneously, process of handing and taking over 102 Schools at District Shikarpur and Kashmore have been started with complete documents. Besides that, Dialogue with VOs/ community being conducted for formation of Education Committees. These would oversee school affairs and following docs to be developed: ToRs Monitoring Format This committee to establish Education Fund under VO and will convince parents to pay Rs. 20/child/month fees for school sustainability. VO to meet Taluka Education staff for free textbooks for 102 Primary Schools (To be enlisted Text book requisitions to Taluka Ed officer)	Done In Progress In Progress Done
Infrastructure	CPI works at 102 Primary Schools	SRSO formulated team for taking over the schools and Engineer will verify physically the following components at the Schools, Sanitation system at Primary schools Source of drinking water (Lab report)	Done as per agreed School Development Plan
Furniture/ Fixture	Furniture /.Fixture has been provided by NRSP in the Schools	The SRSO Team verify physically all Furniture and fixture at the schools	Done
Academics	Admission policy for fresh enrollments and entry test	The approved admission policy will be applied for all fresh and enrolled students (entry test will be a part of admission policy) Extra curriculum activities will be conducted twice in a year	In Progress

Sustainability	Establishment of Education Fund at VO	SRSO to establish a dedicated Education Fund for making these 102 Primary schools sustainable Possible source of funding SRSO savings UCBPRP funding Savings from students fees	In Progress
----------------	---------------------------------------	--	-------------

Year Wise 102 Primary School enrollment Summary												
Enrollment Status 2009												
District	Morning Shift			Evening Shift			ECEC			Grand Total		
	Boys	Girls	Total	Boys	Girls	Total	Boys	Girls	Total	Boys	Girls	Total
Kashmore	156	323	479	0	95	95	8	13	21	164	431	595
Shikarpur	123	15	138	0	11	11	0	0	0	123	26	149
Total	279	338	617	0	106	106	8	13	21	287	457	744
Enrollment Status 2010												
District	Morning Shift			Evening Shift			ECEC			Grand Total		
	Boys	Girls	Total	Boys	Girls	Total	Boys	Girls	Total	Boys	Girls	Total
Kashmore	824	1727	2551	0	637	637	84	70	154	908	2434	3342
Shikarpur	624	1586	2210	0	546	546	32	40	72	656	2172	2828
Total	1448	3313	4761	0	1183	1183	116	110	226	1564	4606	6170
Enrollment Status 2011												
District	Morning Shift			Evening Shift			ECEC			Grand Total		
	Boys	Girls	Total	Boys	Girls	Total	Boys	Girls	Total	Boys	Girls	Total
Kashmore	1122	1935	3057	0	896	896	81	65	146	1203	2896	4099
Shikarpur	1258	2222	3501	0	556	556	49	59	108	1307	2837	4144
Total	2380	4157	6558	0	1452	1452	130	124	254	2510	5733	8243
Enrollment Status 2012												
District	Morning Shift			Evening Shift			ECEC			Grand Total		
	Boys	Girls	Total	Boys	Girls	Total	Boys	Girls	Total	Boys	Girls	Total
Kashmore	1138	2036	3174	0	855	855	81	65	146	1219	2956	4175
Shikarpur	1231	2411	3642	0	585	585	37	68	105	1268	3064	4332
Total	2369	4447	6816	0	1440	1440	118	133	251	2487	6020	8507

The above table shows the Year wise and District wise enrollment status

18. Progress Report of Cluster Schools:

After signing of Project Agreement between SRSO and Community Development Program, Planning & Development Department GoS, following activities has been completed / under process since as of October, 2012

S.No	School Name	District	Estimated Cost(Rs)	Financial	Physical Progress
1	Garhi Sahib Khan	Shikarpur	661,017	600,000	Completed.
2	Bahadur Khan Khoso	Kandhkot	1829,550	1500,000	Completed.
3	Sohrab Pahore	Shikarpur	1,934,386	1,800,000	Only finishing work of 05 rooms is in progress i.e fixation of doors, flooring & electric fitting work, which will be completed within week.
Total			4,424,953	3,900,000	

Status of Engineering works at the School other than civil works! (Madam Naheed shah`s Guidelines)

- Quality of water is tested and found in the Lab report for drinking purpose.
- Drainage is placed and there is sock pit inside school while the septic tank is made outside the school boundary wall.
- An electric fitting inside school is provided sturdy.
- Tree plantation has been done properly
- The washroom fittings has been made
- The quality of fans, switches, doors, windows are found good.



View of New school building at Bahadur

- Quality of water is tested and found in the Lab report for drinking purpose.
- Drainage system is found in progress
- An electric fitting inside school is provided sturdy.
- Tree plantation has been done properly
- The washroom fittings has been made
- The quality of fans, switches, doors, windows is found sturdy.
- All Engineering works at Sohrab Pahore School will be done as civil work be completed



The project timeline is made for 18 months and Project soft component also inspiringly executed in context of formation of Education Committee, appointment of teachers, teachers training, enrolment rising campaigns and introducing co-curricular activities, with a view to commence academic sessions in the 3 Cluster Schools namely: Ghari Sahib Khan at Ghari Yaseen; Sohrab Khan Pahore at Khanpur and Bahadur Khan Koso at Tangwani. Following made progress in line of Project soft component activities,

Community Mobilization /LSO ownership

- Held Dialogue with Community and formed Ed: Committee at LSO
- Developed and shared TORs of the Ed: Committee
- The Committee established Education Fund under LSO and being convinced parents to pay Rs. 50/child/month fees for school sustainability.
- The Committee in consultation of LSO, recommended and appointed Lower staff; local Chowkidar for the Schools respectively
- In request of LSO, District Forest Dept: has provided the plants for school landscaping.
- Held meeting with District Ed: office and made ensure to provide free textbooks for 102 Primary Schools and Cluster Schools as well in month of early days of November 2012

Academics

- Drafted Admission policy and prepared form issued to LSO
- Prepared list of children based on number of in school and number of out of school in relevant Union Council for cluster Schools
- Conducted Entry written test for the aspirants, seeking admission to the Cluster Schools
- AD for Head Teachers and Subject Specialists
- SRSO made outsource Teacher Test to IBA Sukkur
- IBA Sukkur conducted the Teachers Test and results were shared with SRSO Management to be called upon for interviews and postings at the 3 clusters Schools
- Held Community Awareness Education workshops at LSOs

Coordination with Education Dept:

A Consultation meeting was conducted with Director Education Larkana and his team, briefed them about project and its activities, He is fully willing to support in education component.

- Consultation meeting with District Education Officer Shikarpur and Kandhkot about the project orientation and required information.
- As per SRSO request, Director Education has nominated District Education officers at District Shikarpur and Kandhkot respectively as a contact person for day to day consultation from District Education Dept.
- We have held another meeting with contact persons and got some required information and supporting mechanism about the Community Elementary Cluster schools.
- Following things were discussed and agreed with Director Education Larkana and DEO Shikarpur and Kandhkot-Kashmore
 - SRSO Social Sector will arrange two days Teacher Training workshop subject on improving quality of Education at Elementary Schools (Larkana Regional and District Academic Officers will be resource persons at the subject workshop)
 - SRSO SS will submit list of Primary Schools feeding to Elementary Schools to District Education offices
 - Agreed on collective monitoring mechanism to be placed at cluster Schools
 - SRSO undertakes to share monthly progress report with DEO Shikarpur and Kandhkot respectively.

Report of visit of SRSO Board Member in LSO Sindh Sujaag UC Rustum
Date: 20.10.2012
Venue: District Office Shikarpur and UC Rustam.

S. No	Name of Participants	Designation
1	Mr. Tasneem Sadiqi	Board Member SRSO Karachi
2	Mr. Mustafa Abro	Board Member SRSO Karachi
3	Dr. Ghulam Rasool Samejo	Team leader UCBPRP SRSO Sukkur
4	Mr. Abdul Samad	Program Manager UCBPRP SRSO Sukkur
5	Mr. Sikander Sanam	Team leader VRP Sukkur
6	Mr. Ali Bux Mangi	Manager livestock/Enterprise Sukkur

Meeting started with the recitation of holy Quran, and then LSO representative started their introduction and asked Visitors of SRSO for their introduction. 15 LSO representatives were available at that time. Mrs. Shanaz chairperson LSO Sindh Sujaag welcomed to all. The concept of CO, VO and LSO level remained under discussion with board members further Mrs. Mahnaz treasurer LSO briefed to board member and visitors in below way.

All of the VOs from Rustam UC were gathered on a platform to form an UC level organization called LSO on 22 December 2011, with mutual consensus the name was chosen as Sindh Sujaag. LSO Sindh Sujaag is comprised of 50 General Body members from 25 VOs with 11 Board Members aimed to develop livelihood and achieve goal of betterment in lives of poor. They have accumulated aggregate saving amount of 575,000/- Rs. in the bank. Besides they have collected

150,000/- cash amount, 800 kg (20 **mounds**) of wheat, 280 kg (7 **pounds**) of paddy from 13 VOs, for the purpose to construct LSO office, VO Ghulam Akbar Jagirani donated 1 door and two windows for the purpose of LSO office.

On the other, in a Women's Day program LSO women shared each other that they construct LSO Sindh Surhan office. The eleven of LSO Sindh Sujaag encouraged this effort and donated a hand pump as a good-will to LSO Sindh Surhan, UC Sewhani that is installed in office of LSO at Dahar village.

According to Treasurer of LSO Mahnaz: 'Although many of us are uneducated but when we conducted motivational sessions in villages for education, sometime we were indicated by participants to get start from our self. I myself, started and got enrolled my kids in Universal School; Rustam following some 35 kids are enrolled from members of our VOs.'

Besides, LSO Chairperson Shahnaz teaches 25 girls informal education at her home in VO Tanweri-Jagirani because there is no school. A member of Board Ms. Gulshad teaches 20 girls to middle level at her home in VO Mohammad Ibrahim Soomro, after the primary level there is no school. These girls now write their names in English.

She highlighted the issue of village Younis Machhi, two communities had dispute on a piece of land. In the result no COs seemed ready to attend meeting in ones presence. Two sisters from opponents did not speak in presence of male members. Earlier six attempts were made to reconcile them but each went futile. We went to them & conducted meetings with each party, we collected facts and in light of those presented a solution. Finally in a large group we approached them and insisted for conciliation, both of them accepted. Now these COs come together in events and two sisters also attend meetings simultaneously.

Green Star Social Marketing team conducted a meeting to orient them. After the session ended, LSO urged them to have a permanent representative of the company at Rustam for outstanding results.

Company agreed and appointed LSO recommended community member Shazia, she got training at Sukkur and now she is paid staff of the company earning 10000/- per month.

Two VO members who got training of Traditional Birth Attendant TBAs are now getting 4000/- salary per month except the Rs. 100/- bonus on each delivery. These are working in Zeenat Essani Hospital and Clinic of Dr, Sardar Hakro at Sadar Shikarpur. Their income plays sufficient role in their households.

She also drew attention of visitors regarding recent rain flood activities of this LSO. On 12th September 12, Emergency General body meeting was called by LSO on this agenda. The assessment is going on by GoS but that is supposed to be formality and not done in true sense. It was decided in this meeting that, Assessment of damages should conduct by VO concerned chairperson then meeting would held with District Commissioner Shikarpur on the real damages of villages of this UC. Every VO made an assessment profile of damages through the help of Mr. Allah Dino Book keeper of concerned LSO.

Meeting with DC was a big challenge for LSO members and it was first instance throughout history of Shikarpur, LSO delegation of 20 women conducted meeting with District Commissioner on dated 17th September 12. Mrs. Shanaz Chairperson and Mrs. Mahnaz Treasurer of this LSO led this delegation and rose concerned about the assessment which is not going in proper way. They submitted real assessment which was carried out by LSO and briefed regarding damages of UC to DC through Social mapping.

Deputy Commissioner Shikarpur inspired from these activists of LSO and ensured to this delegation that assessment regarding damages of this UC would conduct once again under the supervision of LSO members and initially, below assistance provided support by District authorities;

- Dry food/Ration for 300 households of this UC
- 5 Tents for IDPs
- 5 Cranes for setting up of Katcha road network of different villages of this UC
- 2 lacs were approved for deceased Mst. Rasti w/o Mureed VO member of Village Soomrani during rain.

Deputy Commissioner Shikarpur directed Mukhtiar to carry out assessment of damages once again in this UC. Since 20th September 12, to 25th September, 2012, assessment of damages was done under the LSO supervision. Recovery work of this UC is started through LSO platform with the collaboration of GoS.

After the field visit and community meeting at LSO Sindh Sujaag the participants moved back.

Activity Plan of District Jacobabad for the Year of 2012-13

Activity	Total Project Targets	Achievement As of June, 2012	Remaining	Quarter wise Plan of 2012-13			
				Qtr 1	Qtr 2	Qtr 3	Qtr 4
Poverty Score Card Survey	29	29	-	-	-	-	-
House Holds Organized	84,893	84,893	-	-	-	-	-
CO Formed	5,074	5,074	-	-	-	-	-
VO Formed	1,811	1,811	-	-	-	-	-
LSO Formed	15	3	12	5	7	-	-
Income Generating Grants	2,000	1,361	639	150	250	189	50
Community Investment Fund [Band-0-18]	29,094	11,410	17,684	2,500	8,000	5,000	2,184
Vocational Training Band [0-18]	5,811	5,811	-	-	-	-	-
Community Physical Infrastructure	50	-	50	20	30	-	-
Low Cost Housing Schemes	1,530	130	1,400	400	1,000	-	-
Enterprise Development	1	-	1	1	-	-	-
CO-Capacity Building	10,148	9,835	313	200	113	-	-
VO-Capacity Building	10,866	7,285	3,581	1,181	2,400	-	-
Capacity Building of Village Subject specialists (Traditional Birth Attendants)	450	450	-	-	-	-	-
Provision of CIF to LSOs	15	-	15	2	8	5	-
LSO Capacity Building	60	-	60	10	30	20	-
LSO Conference	4	-	4	1	1	1	1
LSOS members to be sent on Exposure Visits	45	-	45	10	20	15	-
Rehab Activities -Construction of Houses	3,000	3,050	(50)	-	-	-	-
Rehab Activities - Provision of Forced Hand pumps & Latrine to Households	1,615	2,376	(761)	-	-	-	-
Rehab Activities -Sanitation & Brick Paving of Streets in Villages	17	17	-	-	-	-	-